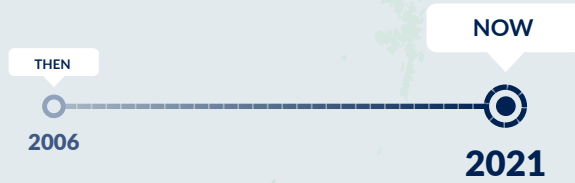


CITYSCAPES: 15 YEARS OF CHANGE

To celebrate our 15 year anniversary, we've taken a look at three of the biggest and up-and-coming cities in the UK to see how they've changed over time.

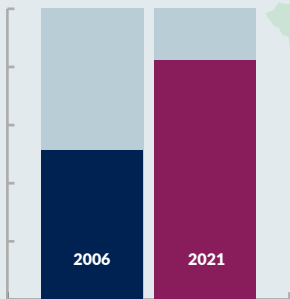


MANCHESTER

Average Price of all properties increased by

60%

from Oct 2006 to July 2021 from **£128,802** to **£206,030**



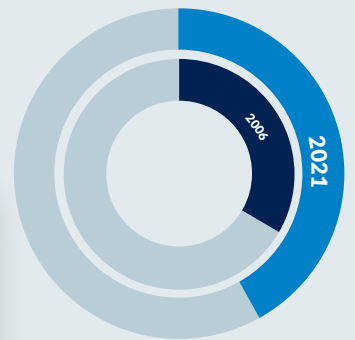
In the past ten years, more than **4,000 obsolete homes** have been demolished and replaced them with high-quality housing; overall, **24,000 new homes** have been built, giving people better choice and quality.

LEEDS

Average Price of all properties increased by

41.9%

from Oct 2006 to July 2021 from **£151,489** to **£214,925**



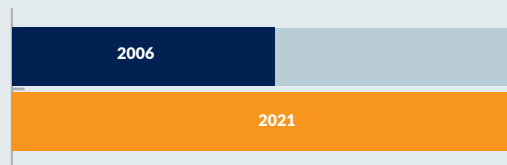
Even with **60,000 new homes** in the pipeline, a high influx of young professionals and students shows the city is straining to housing demand, as predictions show the **90,000 homes** are needed!

LONDON

Average Price of all properties increased by

90%

from Oct 2006 to July 2021 from **£259,115** to **£494,673**



Commercial Comeback: Vauxhall and Nine Elms will soon include another major skyscraper cluster.

Over the last 13 years, new homes being built in London now includes new tenures such as **build-to-rent**, diversifying the city.

Sources:

Land Registry
GLA Housing & Land

Aspen Woolf
Chartrange

MFS
BESPOKE BRIDGING LOANS MADE SIMPLE